

Energy Saving Motion Sensor

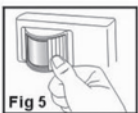
Switch off your home as you walk out of the room!

Features

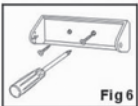
- Adjustable detection range up to 10m.
- Can send commands through walls and ceilings up to 25m.
- Adjustable time frames

Instructions

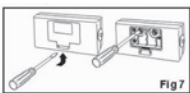
- Position your Bye Bye Standby® Motion Sensor and adjust its detection range by using the removable shutters or swiveling its bracket.
- Plug your Bye Bye Standby® Socket into a mains wall socket.
- When the Bye Bye Standby® Motion Sensor detects movement your appliances will come on. When motion is no longer detected the appliances will be turned off.
- The signal works through walls and ceilings.



(1) Remove the swivel panel by pulling and fix it in the position required.



(2) Open the battery compartment and adjust the House and Unit Codes as desired.



(3) Install the batteries and close the compartment.



(4) Click the motion sensor onto the swivel panel.



Set the three adjustable controls on the underside of the unit.

1. TIME - you can alter the amount of time the device stays on after activation (4 seconds-5 minutes).
2. AUTOMATIC - set to activate devices when certain level of darkness is reached.
3. OFF - switches off the PIR function
4. ML - allows the PIR to work with CHIME RECEIVER (not supported in the UK)
5. YC - allows the PIR to work with Bye Bye Standby® Smart Sockets.

Important

For indoor use only. Keep away from all sources of water or moisture. Adult installation only.

Specifications

- Transmitter range: up to 25m
- Detection range: up to 10m
- Angle of detection: 110°
- Detection battery life: standby minimum 12 months
- Battery type: 3 x AAA alkaline battery 1.5V
- Time-on adjustment: 4 seconds to 5 minutes

Troubleshooting

If the unit does not work...

- Check the batteries are installed correctly
- Ensure you are using the units within the operable range.
- Check the House and Unit Codes are compatible on the transmitter and receiver.
- Check the setting on the TIME is as required.
- Adjust the angle until the required detection area is reached.
- If the AUTOMATIC setting is being used and the system starts too early this can be adjusted.

Bye Bye Standby® is a trading name of Domia Ltd, 10 Wornal Park, Worminghall, Bucks, HP18 9PH. www.Domia.eu

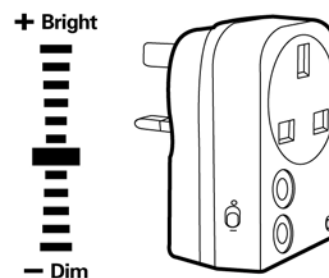
For further information on the Bye Bye Standby® range of energy saving products, please visit www.byebystandby.co.uk

Expand your system and save even more energy.....

Energy Saving Lamp Dimmer

... dim your lights and save energy!

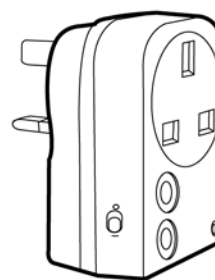
- Simply plug into any wall socket for remote control of incandescent (filament) lamps between 40-300W.
- On/Off as well as Bright/Dim commands.
- Can also be controlled as part of a group.



Energy Saving Heavy Duty Socket

... switch your appliances off when not in use!


- Simply plug into any wall socket for remote control of any device up to 3000W.
- On/Off function.
- Can also be controlled as part of a group.



Energy Saving Keyfob Remote

... control appliances from up to 30 metres away!

- Works through walls and ceilings.
- Can be used to control individual or groups of devices.



Energy Saving Remote Control

... remotely control up to 64 appliances!


- Works through walls and ceilings up to a 30m range.
- Can send Bright/Dim as well as On/Off commands.
- Control individual or groups of devices.



Energy Saving Wall Switch

... switch appliances off with the flick of a switch!

- Simply fix to any wall.
- 30m range.
- Will control one address code (can be either individual or a group of devices).



Energy Saving Motion Sensor

... control your appliances through motion detection!

- Adjustable detection range up to 10m.
- Can send commands through walls and ceilings up to 25m.
- Alter the time you wish lights/devices to stay on once the command has been sent.

